

PRODUCT DATASHEET

Element LD 30/220...240/700

ELEMENT LD | Constant Current - Indoor - on/off



Areas of application

- Spotlight and downlight installations for shops
- Recessed luminaires
- Suitable for luminaires of protection classes I and II
- Suitable for indoor SELV installations

Product benefits

- Compatible with LEDs with Chip-On-Board technology and discrete LEDs
- High efficiency
- Simple installation and wiring

Product features

- Available with wattages up to 60 W
- Constant output current
- Integrated cable clamp for luminaire and independent installation
- Operated with Safety extra-low voltage (SELV): < 60 V
- Reversible overtemperature, overload, short-circuit and open-circuit protection

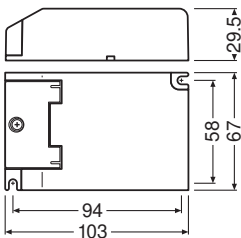
TECHNICAL DATA

Electrical data

Nominal wattage	8.00 W
Nominal output power	30 W
Nominal voltage	220...240 V
Nominal output voltage	21...42 V ¹⁾
Input voltage AC	220...240 V ²⁾
U-OUT (working voltage)	60 V
Nominal output current	700 mA
Inrush current	16 A
Output current tolerance	±10 %
Output ripple current (100 Hz)	40 % ³⁾
Mains frequency	50/60 Hz
Total harmonic distortion	< 20 %
Power factor λ	0.98 ⁴⁾
ECG efficiency	> 90 % ⁵⁾
Device power loss	4.4 W ⁶⁾
Max. ECG no. on circuit breaker 10 A (B)	25
Max. ECG no. on circuit breaker 16 A (B)	40
Max. ECG no. on circuit breaker 25 A (B)	-
Surge capability (L/N-Ground)	1 kV
Surge capability (L-N)	1 kV
Galvanic isolation	SELV

- 1) DC voltage
- 2) V_{AC}
- 3) Ripple average at 100 Hz %
- 4) Full load at 230 V/50 Hz
- 5) At full load and 230 V / Typical / At 50 Hz
- 6) At 230 V / Input power 34.5 W max.

Dimensions & Weight



Length	103.00 mm
Mounting hole spacing, length	94,0 mm
Width	67.00 mm
Height	29.50 mm
Cable cross-section, input side	0.5...1.5 mm ²
Cable cross-section, output side	0.5...1.5 mm ²
Wire preparation length, input side	8.0...9.0 mm
Wire preparation length, output side	8.0...9.0 mm
Product weight	150.00 g

Colors & materials

Casing material	Plastic
Body material	Plastic

Temperatures & operating conditions

Ambient temperature range	-10...+50 °C
Maximum temperature at tc test point	75 °C
Max.housing temperature in case of fault	110 °C
Permitted rel. humidity during operation	5...85 % ¹⁾

¹⁾ Maximum 56 days/year at 85 %

Lifespan

ECG lifetime	30000 h ¹⁾
--------------	-----------------------

¹⁾ At T_{case} = 75°C at T_c point / 10% failure rate

Additional product data

Encapsulated	No
--------------	----

Capabilities

Dimmable	No
Overheating protection	Automatic switch off, reversible by manual mains reset
Overload protection	Automatic reversible
No-load proof	Yes
Short-circuit protection	Automatic reversible
Max. cable length to lamp/LED module	2,0 m
Suitable for fixtures with prot. class	I / II
Type of connection, output side	Push terminal





Certificates & Standards

Approval marks – approval	CCC / CE / ENEC 10 / RCM
Standards	Acc. to IEC 61347-1 / Acc. to IEC 61347-2-13 / Acc. to IEC 62384 / Acc. to IEC 61000-3-2 / Acc. to CISPR 15 / Acc. to IEC 61000-3-3 / Acc. to IEC 61547
Protection class	II
Type of protection	IP20

LOGISTICAL DATA

Temperature range at storage	-10...75 °C
------------------------------	-------------

DOWNLOAD DATA

Documents and certificates		Document name
	Declarations of conformity	612430_ELEMENT CE declaration
	Declarations of conformity	Declaration of Conformity ELEMENT LD
	Certificates	730563_VDE Certificate
	Certificates	VDE ENEC Certificate 40038447

LOGISTICAL DATA

Product code	Packaging unit (Pieces/Unit)	Dimensions (length x width x height)	Gross weight	Volume
4052899947108	Unpacked 1		150.00 g	
4052899947177	Shipping box 20	346 mm x 216 mm x 80 mm	3315.00 g	5.98 dm ³

The mentioned product code describes the smallest quantity unit which can be ordered. One shipping unit can contain one or more single products. When placing an order, for the quantity please enter single or multiples of a shipping unit.

DISCLAIMER

Subject to change without notice. Errors and omission excepted. Always make sure to use the most recent release.