

## PRODUCT DATASHEET

### LED Star Classic A 60 Filament Daylight Sensor 7.3W 827Clear E27

LED DAYLIGHT SENSOR CLASSIC A | Special LED lamps with daylight sensor, classic bulb shape



#### Areas of application

- Outdoor use in suitable outdoor luminaires only
- Wherever constant lighting is necessary at night

#### Product benefits

- Short payback period thanks to low energy consumption and maintenance costs
- Energy-saving lighting solutions thanks to automatic switch off at daylight (> 20 lux)
- Safety through automatic switch-on at darkness (< 20 lux)
- Lower energy consumption than incandescent or halogen lamps
- Easy replacement of classic lamps thanks to compact design
- Instant 100 % light, no warm-up time

#### Product features

- LED alternative to conventional lamps
- High color consistency:  $\leq 6$  SDCM
- Mercury-free lamps
- The integrated light sensor detects daylight level every 10 minutes and turns on/off automatically



TECHNICAL DATA

Electrical data

Nominal wattage	7.3 W
Construction wattage	7.30 W
Nominal voltage	220...240 V
Operating mode	AC Mains
Claimed equiv. conventional lamp power	60 W
Nominal current	48 mA
Type of current	AC
Inrush current	0.18 A
Operating frequency	50/60 Hz
Mains frequency	50/60 Hz
Max. lamp number on MCB B10 A	166
Max. lamp number on MCB B16 A	266
Total harmonic distortion	< 100 %
Power factor $\lambda$	> 0.50

Photometrical data

Luminous flux	806 lm
Luminous efficacy	110 lm/W
Lumen main.fact.at end of nom.life time	0.93
Light color (designation)	Warm White
Color temperature	2700 K
Color rendering index Ra	80
Light color	827
Standard deviation of color matching	≤6 sdc <sub>m</sub>
Flickering metric (Pst LM)	≤1
Stroboscope effect metric (SVM)	≤0.4



EPREL data spectral diagram PROF  
LEDr 2700K

Light technical data

Beam angle	320 °
Warm-up time (60 %)	< 0.50 s
Starting time	< 0.5 s

Dimensions & Weight



Overall length	106.00 mm
Diameter	60.00 mm
Maximum diameter	60 mm
Product weight	32.00 g

Temperatures & operating conditions

Ambient temperature range	-20...+40 °C
Maximum temperature at tc test point	60 °C

Lifespan

Lifespan L70/B50 at 25 °C	15000 h
Number of switching cycles	100000
Lumen maintenance at end of service lifetime	0.93

Additional product data

Base (standard designation)	E27
Mercury content	0.0 mg
Mercury-free	Yes
Design / version	Clear
Product remark	All technical parameters apply to the entire lamp / Due to the complex production process for light-emitting diodes, the typical values shown for the technical LED parameters are purely statistical values that do not necessarily match the actual technical parameters of each individual product, which can vary from the typical value
Added function	Daylight sensor

## Capabilities

Dimmable	No
----------	----

## Certificates &amp; Standards

Energy efficiency class	E <sup>1)</sup>
Energy consumption	8.00 kWh/1000h
Type of protection	IP20
Standards	CE / UKCA / EAC
Photobiological safety group acc. to EN62778	RG0

<sup>1)</sup> Energy efficiency class (EEC) on a scale of A (highest efficiency) to G (lowest efficiency)

## Country-specific categorizations

Order reference	LEDSCLA60DS 7,3
-----------------	-----------------

## LOGISTICAL DATA

Temperature range at storage	-20...+80 °C
------------------------------	--------------

## Energy labelling regulation data acc EU 2019/2015




Lighting technology used	LED
Non-directional or directional	NDLS
Mains or non-mains	MLS
Light source cap-type (or other electric interface)	E27
Connected light source (CLS)	No
Color-tuneable light source	No
Envelope	No
High luminance light source	No
Anti-glare shield	No
Correlated colour temperature type	SINGLE_VALUE
Standby power	<0,5 W
Networked standby power for CLS	NA
Claim of equivalent power	Yes
Length	106.00 mm
Height	60.00 mm
Width	60.00 mm
Chromaticity coordinate x	0.4578
Chromaticity coordinate y	0.4101


R9 Colour rendering index	1
Beam angle correspondence	SPHERE_360
Survival factor	0,9
Displacement factor	0.5
LED light source replaces a fluorescent light source	No
EPREL ID	1206271,2162506,2505678
Model number	AC41848,AC69839,AC92468

Safety advice

- Do not touch the lamp if broken.
- Must not be used if outer bulb is defective.

DOWNLOAD DATA

Documents and certificates		Document name
	Declarations of conformity	Classic A lamp
	Declarations of conformity	LED Lamp
	Declarations of conformity UKCA	LED Lamp

Photometric and lighting design files		Document name
	Spectral power distribution	EPREL data spectral diagram PROF LEDr 2700K

LOGISTICAL DATA

Product code	Packaging unit (Pieces/Unit)	Dimensions (length x width x height)	Gross weight	Volume
4058075761971	Folding box 1	60 mm x 60 mm x 145 mm	47.00 g	0.52 dm³
4058075761988	Shipping box 4	139 mm x 134 mm x 120 mm	260.00 g	2.23 dm³
4058075785625	Shipping box 32	296 mm x 286 mm x 269 mm	2528.00 g	22.77 dm³

The mentioned product code describes the smallest quantity unit which can be ordered. One shipping unit can contain one or more single products. When placing an order, for the quantity please enter single or multiples of a shipping unit.

**DISCLAIMER**

Subject to change without notice. Errors and omission excepted. Always make sure to use the most recent release.