

## PRODUCT DATASHEET

### LED Star Globe 95 60 6.5W 827 Frosted E27

LED Retrofit CLASSIC GLOBE95 | LED lamps, classic ball shape



#### Areas of application

- Perfect for decorative installations
- Domestic applications
- General illumination
- Outdoor use in suitable outdoor luminaires only

#### Product benefits

- Lower energy consumption than incandescent or halogen lamps
- Instant 100 % light, no warm-up time
- Can be easily fitted instead of ordinary light bulbs
- Design, dimensions, luminous flux comparable to an incandescent lamp
- Lamps with innovative LED "filament" technology

#### Product features

- LED lamps for line voltage
- Not dimmable
- Lifetime up to 15,000 h
- Beam angle: up to 360°
- Lamp made of glass



- Good quality of light; color rendering index  $R_a \geq 80$ ; constant chromaticity

---

**TECHNICAL DATA****Electrical data**

Nominal wattage	6.5 W
Construction wattage	6.50 W
Nominal voltage	220...240 V
Operating mode	AC Mains
Claimed equiv. conventional lamp power	60 W
Nominal current	38 mA
Type of current	AC
Inrush current	0.1 A
Operating frequency	50/60 Hz
Mains frequency	50/60 Hz
Max. lamp number on MCB B10 A	789
Max. lamp number on MCB B16 A	1263
Total harmonic distortion	90 %
Power factor $\lambda$	> 0.50

**Photometrical data**

Luminous flux	806 lm
Luminous efficacy	124 lm/W
Lumen main.fact.at end of nom.life time	0.93
Light color (designation)	Warm White
Color temperature	2700 K
Color rendering index Ra	80
Light color	827
Standard deviation of color matching	≤6 sdcn
Rated LLMF at 6,000 h	0.80
Flickering metric (Pst LM)	≤1.0
Stroboscope effect metric (SVM)	≤0.4



EPREL data spectral diagram PROF  
LEDr 2700K

Light technical data

Beam angle	300 °
Warm-up time (60 %)	< 0.50 s
Starting time	< 0.5 s

Dimensions & Weight

Overall length	135.00 mm
Diameter	95.00 mm
Maximum diameter	95 mm
Product weight	54.00 g

Temperatures & operating conditions

Ambient temperature range	-20...+40 °C
Maximum temperature at tc test point	70 °C

Lifespan

Lifespan L70/B50 at 25 °C	15000 h
Number of switching cycles	100000
Lumen maintenance at end of service lifetime	0.93
Rated lamp survival factor at 6,000 h	≥ 0.90

Additional product data

Base (standard designation)	E27
Mercury content	0.0 mg

Mercury-free	Yes
Design / version	Frosted
Product remark	All technical parameters apply to the entire lamp / Due to the complex production process for light-emitting diodes, the typical values shown for the technical LED parameters are purely statistical values that do not necessarily match the actual technical parameters of each individual product, which can vary from the typical value

### Capabilities

Dimmable	No
----------	----

### Certificates & Standards

Energy efficiency class	E <sup>1)</sup>
Energy consumption	7.00 kWh/1000h
Type of protection	IP20
Standards	CE / UKCA
Photobiological safety group acc. to EN62778	RG0

<sup>1)</sup> Energy efficiency class (EEC) on a scale of A (highest efficiency) to G (lowest efficiency)

### Country-specific categorizations

ILCOS	DRAG/F-7/827-220/240-E27-95
Order reference	LED SG9560 6,5W/

### LOGISTICAL DATA

Temperature range at storage	-20...+80 °C
------------------------------	--------------

### Energy labelling regulation data acc EU 2019/2015



Lighting technology used	LED
Non-directional or directional	NDLS
Mains or non-mains	MLS
Light source cap-type (or other electric interface)	E27
Connected light source (CLS)	No
Color-tuneable light source	No
Envelope	No
High luminance light source	No
Anti-glare shield	No
Correlated colour temperature type	SINGLE_VALUE
Standby power	0 W


Networked standby power for CLS	not applicable
Claim of equivalent power	Yes
Length	135.00 mm
Height	95.00 mm
Width	95.00 mm
Chromaticity coordinate x	0.463
Chromaticity coordinate y	0.42
R9 Colour rendering index	1
Beam angle correspondence	SPHERE_360
Survival factor	0.90
Displacement factor	≥0.5
LED light source replaces a fluorescent light source	No
EPREL ID	1402925,523187,1361333
Model number	AC32375,AC45203,AC10602

### Safety advice

- Do not touch the lamp if broken.
- Must not be used if outer bulb is defective.

### DOWNLOAD DATA

Documents and certificates		Document name
	Declarations of conformity	LED lamps CLA,B,G,P
	Declarations of conformity	LED CLASSIC

Photometric and lighting design files		Document name
	Spectral power distribution	EPREL data spectral diagram PROF LEDr 2700K

### LOGISTICAL DATA

Product code	Packaging unit (Pieces/Unit)	Dimensions (length x width x height)	Gross weight	Volume
4058075808713	Folding box 1	110 mm x 110 mm x 190 mm	116.00 g	2.30 dm <sup>3</sup>
4058075810143	Shipping box 6	350 mm x 233 mm x 170 mm	880.00 g	13.86 dm <sup>3</sup>

Product code	Packaging unit (Pieces/Unit)	Dimensions (length x width x height)	Gross weight	Volume
--------------	------------------------------	--------------------------------------	--------------	--------

The mentioned product code describes the smallest quantity unit which can be ordered. One shipping unit can contain one or more single products. When placing an order, for the quantity please enter single or multiples of a shipping unit.

DISCLAIMER

Subject to change without notice. Errors and omission excepted. Always make sure to use the most recent release.