

PRODUCT DATASHEET

LED Spot Wood Line 4xGU10 White and Wood Decor

LED Spot Wood Line | Surface mounted luminaires made with mixed materials with adjustable GU10 spotlights

Areas of application

- Indoor applications



Product benefits

- High-quality housing with matt white surface
- Flexible thanks to replaceable LED lamps
- Easy mounting

Product features

- Luminaire family features four versions with up to 4 spot heads
- Housing material: metal and wood
- On/off switch on 1-head version for easy operation
- Adjustable heads



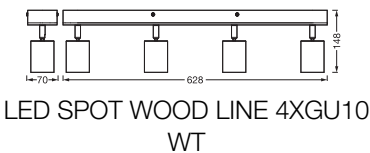
TECHNICAL DATA

Electrical data

Nominal voltage	220...240 V
Mains frequency	50/60 Hz
Protection class	I
Operating mode	Mains voltage

Dimensions & Weight

Length	628.00 mm
Width	70.00 mm
Height	148.00 mm
Product weight	1160.00 g



LED SPOT WOOD LINE 4XGU10
WT

Materials & Colors

Product color	White Wood decor
Housing color	White Wood decor
Body material	Steel Rubberwood
Glow Wire Test according to IEC 60695-2-12	650 °C

Application & Mounting

Ambient temperature range	-20...+40 °C
Temperature range at storage	-20...+80 °C
Type of connection	Terminal, 3-Pole (L, N, PE)
Type of protection	IP20
Dimmable	No
Mounting type	Surface
Mounting location	Wall / Ceiling
Adjustable	Yes
With light source	No

Replaceable light source	Yes
Holder designation	GU10

Emergency lighting

Type of emergency operation test	None
----------------------------------	------

Certificates & Standards

Standards	CE / UKCA
Luminaire with limited surface temperature, "D sign"	No
Ball shot safe	No




Additional product data

Product remark	Maximum bulb wattage: 5 W LED / Available from January 2026
Number of illuminants	4

Safety advice

- Check wall-ceiling for suitability. If uncertain, seek professional advice.
- All electrical connections must be made by a qualified person.
- Caution, risk of electric shock.
- Product in protection class I. All electrically conductive, metallic housing parts that can absorb voltage during operation or during maintenance in the event of a fault must be continuously connected to the protective earthing conductor.

DOWNLOAD DATA

Documents and certificates		Document name
	User instruction / safety instructions	LED SPOT WOOD LINE G11239549
	Declarations of conformity	LED Spotlights
	Declarations of conformity UKCA	LED Spotlights

LOGISTICAL DATA

Product code	Packaging unit (Pieces/Unit)	Dimensions (length x width x height)	Gross weight	Volume
4058075852907	Folding box 1	88 mm x 108 mm x 646 mm	1324.00 g	6.14 dm ³
4058075852914	Shipping box 4	660 mm x 188 mm x 240 mm	5822.00 g	29.78 dm ³

The mentioned product code describes the smallest quantity unit which can be ordered. One shipping unit can contain one or more single products. When placing an order, for the quantity please enter single or multiples of a shipping unit.

DISCLAIMER

Subject to change without notice. Errors and omission excepted. Always make sure to use the most recent release.