


# PRODUCT DATASHEET

## SPOT FRAME 100X200 2X D68 WT

SPOT FRAME D68 | Replaceable frame with diameter 68 mm in square shape



### Areas of application

- General illumination
- Hotel rooms and corridors
- Bars, restaurants
- Accent lighting
- Galleries, museums
- Residential interiors

### Product benefits

- Frame enables the change of the design from round to square shape

### Product features

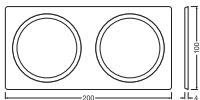
- Steel-sheet housing
- Available in 3 different sizes
- Available in 3 different colors: white, black and silver
- Suitable only for LEDVANCE SPOT GEN 2 with 68 mm cut-out in recessed ceilings



TECHNICAL DATA

Dimensions & Weight

Length	200 mm
Width	100 mm
Height	4 mm
Product weight	110.00 g



SPOT FRAME 100X200 2X D68  
WT


Materials & Colors

Product color	White
RAL Color (most similar)	RAL 9016
Body material	Steel

Application & Mounting

Ambient temperature range	-20...+40 °C
Mounting type	Recessed
Mounting location	Ceiling
Replaceable light source	No

DOWNLOAD DATA

Tender texts		Document name
	Tender documents	SPOT FRAME D68 100X200 2X D68 WT-en

LOGISTICAL DATA

Product code	Packaging unit (Pieces/Unit)	Dimensions (length x width x height)	Gross weight	Volume
4099854460029	BAG 1	220 mm x 115 mm x 2 mm	113.00 g	0.05 dm³

Product code	Packaging unit (Pieces/Unit)	Dimensions (length x width x height)	Gross weight	Volume
4099854460036	Shipping box 20	228 mm x 123 mm x 98 mm	2295.00 g	2.75 dm <sup>3</sup>
4099854460043	Shipping box 80	255 mm x 240 mm x 205 mm	9630.00 g	12.55 dm <sup>3</sup>

The mentioned product code describes the smallest quantity unit which can be ordered. One shipping unit can contain one or more single products. When placing an order, for the quantity please enter single or multiples of a shipping unit.

DISCLAIMER

Subject to change without notice. Errors and omission excepted. Always make sure to use the most recent release.