

# PRODUCT DATASHEET

## LED Classic Globe 95 60 Filament Energy efficiency class A S 3.8W 830 Frosted E27

LED CLASSIC GLOBE ENERGY EFFICIENCY A S | LED lamps, classic ball shape, ENERGY EFFICIENCY CLASS A



SUPERIOR  
CLASS

### Areas of application

- Perfect for decorative installations
- Domestic applications
- General illumination
- Outdoor use in suitable outdoor luminaires only

### Product benefits

- Lamps with innovative LED "filament" technology
- Low energy consumption
- Design, dimensions, luminous flux comparable to a halogen lamp
- Instant 100 % light, no warm-up time
- Low flickering

### Product features

- LED lamps for line voltage
- Luminous efficacy: up to 210 lm/W
- Beam angle: up to 300°
- Very long lifetime of up to 50,000 h
- Very high number of switching cycles 500,000



TECHNICAL DATA

Electrical data

Nominal wattage	3.8 W
Construction wattage	3.80 W
Nominal voltage	220...240 V
Operating mode	AC Mains
Claimed equiv. conventional lamp power	60 W
Nominal current	40 mA
Type of current	AC
Inrush current	0.5 A
Operating frequency	50/60 Hz
Mains frequency	50/60 Hz
Max. lamp number on MCB B10 A	200
Max. lamp number on MCB B16 A	320
Power factor $\lambda$	$\geq 0.40$

Photometrical data

Luminous flux	806 lm
Luminous efficacy	212 lm/W
Lumen main.fact.at end of nom.life time	0.98
Light color (designation)	Warm White
Color temperature	3000 K
Color rendering index Ra	80
Light color	830
Standard deviation of color matching	$\leq 6$ sdc <sub>m</sub>
Rated LLMF at 6,000 h	0.80
Flickering metric (Pst LM)	$\leq 1.0$
Stroboscope effect metric (SVM)	$\leq 0.4$

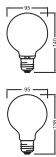


EPREL Data Spectral Diagram LEDr  
\_3000K\_EELA

Light technical data

Beam angle	320 °
Warm-up time (60 %)	< 0.50 s
Starting time	< 0.5 s

Dimensions & Weight



Overall length	138.00 mm
Diameter	95.00 mm
Maximum diameter	95 mm
Product weight	63.00 g

Temperatures & operating conditions

Ambient temperature range	-20...+40 °C
Maximum temperature at tc test point	42 °C

Lifespan

Lifespan L70/B50 at 25 °C	50000 h
Number of switching cycles	500000
Lumen maintenance at end of service lifetime	0.98
Rated lamp survival factor at 6,000 h	≥ 0.90

Additional product data

Base (standard designation)	E27
Mercury content	0.0 mg
Mercury-free	Yes
Design / version	Frosted

Product remark	All technical parameters apply to the entire lamp / Due to the complex production process for light-emitting diodes, the typical values shown for the technical LED parameters are purely statistical values that do not necessarily match the actual technical parameters of each individual product, which can vary from the typical value
----------------	--

### Capabilities

Dimmable	No
----------	----

### Certificates & Standards

Energy efficiency class	A <sup>1)</sup>
Energy consumption	4.00 kWh/1000h
Type of protection	IP20
Standards	CE / ERP / RoHS / REACH / UKCA
Photobiological safety group acc. to EN62778	RG1

<sup>1)</sup> Energy efficiency class (EEC) on a scale of A (highest efficiency) to G (lowest efficiency)

### Country-specific categorizations

Order reference	LEDG9560EELA 3.
-----------------	-----------------

### LOGISTICAL DATA

Temperature range at storage	-20...+80 °C
------------------------------	--------------

### Energy labelling regulation data acc EU 2019/2015



Lighting technology used	LED
Non-directional or directional	NDLS
Mains or non-mains	MLS
Light source cap-type (or other electric interface)	E27
Connected light source (CLS)	No
Color-tuneable light source	No
Envelope	No
High luminance light source	No
Anti-glare shield	No
Correlated colour temperature type	SINGLE_VALUE
Standby power	0 W
Claim of equivalent power	Yes
Length	138.00 mm
Height	95.00 mm

Width	95.00 mm
Chromaticity coordinate x	0.440
Chromaticity coordinate y	0.403
R9 Colour rendering index	1
Beam angle correspondence	SPHERE_360
Survival factor	0.90
LED light source replaces a fluorescent light source	No
EPREL ID	1361309
Model number	AC44616

### Safety advice

- Do not touch the lamp if broken.
- Must not be used if outer bulb is defective.

### DOWNLOAD DATA

Documents and certificates		Document name
	Declarations of conformity	LED CLASSIC
Photometric and lighting design files		Document name
	Spectral power distribution	EPREL Data Spectral Diagram LEDr _3000K_EELA

### LOGISTICAL DATA

Product code	Packaging unit (Pieces/Unit)	Dimensions (length x width x height)	Gross weight	Volume
4099854060274	Folding box 1	110 mm x 110 mm x 190 mm	110.00 g	2.30 dm <sup>3</sup>
4099854060281	Shipping box 6	350 mm x 233 mm x 170 mm	910.00 g	13.86 dm <sup>3</sup>

The mentioned product code describes the smallest quantity unit which can be ordered. One shipping unit can contain one or more single products. When placing an order, for the quantity please enter single or multiples of a shipping unit.

### References / Links

- For dimming conformity see [www.ledvance.com/dim](http://www.ledvance.com/dim)
- For Guarantee see [www.ledvance.com/guarantee](http://www.ledvance.com/guarantee)

---

## DISCLAIMER

Subject to change without notice. Errors and omission excepted. Always make sure to use the most recent release.