

PRODUCT DATASHEET

DR DALI - P -26/220-240/700

LED DRIVER DALI PERFORMANCE GEN 2 | Compact constant current LED driver with DALI dimming interface



Areas of application

- Luminaires of protection class I and II
- Indoor SELV installations
- Emergency lighting systems (DC capable)
- Attachment and installation in furniture
- Cove lighting
- Offices
- Education
- Storage areas
- Retail

Product benefits

- Flexible dip switch current settings on device in 50mA steps
- Push DIM application for easy control
- Low flickering enables high light quality as well as good visual comfort
- High-quality dimming of 1...100 %
- Toolless installation
- 5 years guarantee

Product features

- 1 channel DALI-2 certified LED driver
- Supply voltage: 220...240 V
- Operated with Safety extra-low voltage (SELV): < 60 V
- Available with output current range: up to 1,400 mA
- Type of installation: independent and built-in
- Suitable for emergency lighting fixtures acc.to EN 60598-2-2 with emergency output factor EOFI=15%
- Suitable for use in furnitures

TECHNICAL DATA

Electrical data

Nominal output power	26 W
Nominal voltage	220...240 V
Nominal output voltage	9...52 V
Input voltage AC	198...254 V ¹⁾
Input voltage DC	176...280 V
U-OUT (working voltage)	60 V
Type of current	DC
Nominal current	135 mA
Nominal output current	700 mA ²⁾
Inrush current	30 A
Output current tolerance	+/- 5 %
Output ripple current (100 Hz)	+/- 3 %
Mains frequency	0/50/60 Hz
Total harmonic distortion	7 % ³⁾
Power factor λ	0.95 ³⁾
ECG efficiency	85 % ⁴⁾
Device power loss	3.7 W
Max. ECG no. on circuit breaker 10 A (B)	50
Max. ECG no. on circuit breaker 16 A (B)	80
Max. ECG no. on circuit breaker 25 A (B)	100
Max. ECG no. on circuit breaker 10 A (C)	50
Max. ECG no. on circuit breaker 13 A (C)	65
Max. ECG no. on circuit breaker 16 A (C)	80
Max. ECG no. on circuit breaker 25 A (C)	100
Surge capability (L/N-Ground)	2 kV
Surge capability (L-N)	> 1 kV
Galvanic isolation	SELV
Operating frequency	0/50/60 Hz
Power loss in stand-by mode	0.5 W

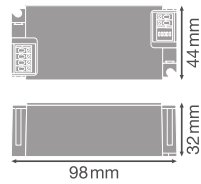
1) Permitted voltage range

2) +/- 5 %

3) Full load at 230 V/50 Hz / see graphs

4) Full load at 230 V/50 Hz / Typical / see graphs

Dimensions & Weight



Length	98.00 mm
Mounting hole spacing, length	90 mm
Width	44.00 mm
Height	32.00 mm
Cable cross-section, input side	0.75...1.5 mm ²
Cable cross-section, output side	0.5...1.5 mm ²
Prewired	No
Wire preparation length, input side	6...7 mm
Wire preparation length, output side	6...7 mm
Product weight	101.00 g

Colors & materials

Product color	White
Casing material	Plastic
Body material	Plastic

Temperatures & operating conditions

Ambient temperature range	-20...+50 °C
Maximum temperature at tc test point	85 °C
Max.housing temperature in case of fault	110 °C
Temperature range in operation	-20...+50 °C
Permitted rel. humidity during operation	20...90 %

Lifespan

ECG lifetime	50000 h ¹⁾
Number of switching cycles	60000

1) T_a = 50°C, T_c max, 10 % failure rate

Additional product data

Encapsulated	Yes
--------------	-----

Capabilities

Dimmable	Yes
Dimming interface	DALI-2 / Push-DIM
Dimming range	1...100 %
Overheating protection	Yes
Overload protection	Yes
No-load proof	Yes
Short-circuit protection	Yes
Max. cable length to lamp/LED module	2,0 m
Suitable for fixtures with prot. class	I / II
Suitable for emergency lighting	Yes
Type of connection, output side	Push terminal


Certificates & Standards

Approval marks – approval	CE / CB / ENEC / EL / MM
Standards	Acc. to EN 61347-1 / Acc. to EN 61347-2-13 / Acc. to EN 55015 / Acc. to EN 61547 / Acc. to EN 61000-3-2 / Acc. to EN 62384
Protection class	II
Type of protection	IP20





LOGISTICAL DATA


Temperature range at storage	-25...+60 °C
------------------------------	--------------


Accessories Optional

Product image	Product name	EAN
	DR AY ZB+DALI CLAMP DUO	4058075483125

DOWNLOAD DATA

Documents and certificates	Document name
 User instruction / safety instructions	LED DRIVER DALI P DIMMABLE
 Declarations of conformity	UKCA Declaration_DALI LED Power Supply
 Declarations of conformity	CE_DALI LED Power Supply
 EU Data Act	DALI LED Driver and Luminaires

Documents and certificates	Document name
 EU Data Act	Field Assistant - NFC Program Application

Tender texts	Document name
 Tender documents	LED DRIVER DALI PERFORMANCE G2 26220 240700-EN

LOGISTICAL DATA

Product code	Packaging unit (Pieces/Unit)	Dimensions (length x width x height)	Gross weight	Volume
4058075779631	Folding box 1	104 mm x 52 mm x 38 mm	115.00 g	0.21 dm ³
4058075779648	Shipping box 10	311 mm x 154 mm x 116 mm	1379.00 g	5.56 dm ³

The mentioned product code describes the smallest quantity unit which can be ordered. One shipping unit can contain one or more single products. When placing an order, for the quantity please enter single or multiples of a shipping unit.

DISCLAIMER

Subject to change without notice. Errors and omission excepted. Always make sure to use the most recent release.