


PRODUCT DATASHEET OT FIT 30/200...240/700 CS

OPTOTRONIC® FIT CS G3 | Constant Current - Indoor - on/off



Areas of application

- Suitable for downlights, spotlights and LED panels
- Suitable for luminaires of protection classes I and II

Product benefits

- Higher quality of light thanks to low output ripple current
- High flexibility due to four different output currents
- Small housing for flexible luminaire designs
- High efficiency

Product features

- Lifetime: up to 50,000 h (temperature at max. t_c)
- Cable clamp kit for independent mounting

TECHNICAL DATA

Electrical data

Nominal wattage	30.00 W
Nominal output power	11.5...29.4 W
Nominal voltage	220...240 V
Nominal output voltage	23...42 V
Input voltage AC	198...264 V
U-OUT (working voltage)	60 V
Nominal current	0.16 A
Nominal output current	500 mA / 600 mA / 650 mA / 700 mA
Inrush current	$\leq 5 \text{ A}^{1)}$
Output current tolerance	+/- 7.5 %
Output ripple current (100 Hz)	< 5 %
Mains frequency	50/60 Hz
Total harmonic distortion	< 10 % ²⁾
Power factor λ	0.98
Device power loss	3,6 W ³⁾
Max. ECG no. on circuit breaker 10 A (B)	41
Max. ECG no. on circuit breaker 16 A (B)	66
Max. ECG no. on circuit breaker 25 A (B)	68
Surge capability (L/N-Ground)	2 kV
Surge capability (L-N)	1 kV
Galvanic isolation	SELV
Flickering metric (Pst LM)	≤ 1

1) $t_{\text{width}} = 70 \mu\text{s}$ (measured at 50 % i_{peak})

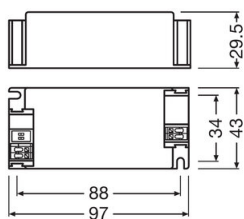
2) At full load, 230 V, 50 Hz / see graphs

3) At 230 V, Input power 33 W max.

Photometrical data

Flickering metric (Pst LM)	≤ 1
Stroboscope effect metric (SVM)	≤ 0.4

Dimensions & Weight



Length	97.00 mm
Mounting hole spacing, length	88,0 mm
Width	43.00 mm
Height	29.50 mm
Cable cross-section, input side	0.5...1.5 mm ²
Cable cross-section, output side	0.5...1.5 mm ²
Wire preparation length, input side	7...8 mm
Wire preparation length, output side	7...8 mm
Product weight	90.00 g

Colors & materials

Casing material	Plastic
Body material	Plastic

Temperatures & operating conditions

Ambient temperature range	-20...+50 °C
Maximum temperature at tc test point	80 °C
Max.housing temperature in case of fault	110 °C
Permitted rel. humidity during operation	5...85 % ¹⁾

¹⁾ Non-condensing

Lifespan

ECG lifetime	50000 h ¹⁾
--------------	-----------------------

¹⁾ At maximum T_c = 80°C / 10% failure rate

Capabilities

Dimmable	No
Overheating protection	Automatic reversible
Overload protection	Automatic reversible
No-load proof	Yes
Short-circuit protection	Automatic reversible

Max. cable length to lamp/LED module	2,0 m
Suitable for fixtures with prot. class	I / II
Type of connection, output side	Push terminal






Certificates & Standards

Approval marks – approval	CCC / CE / RCM / ENEC 05
Standards	Acc. to IEC 61347-1 / Acc. to IEC 61347-2-13 / Acc. to IEC 62384 / Acc. to CISPR 15 / Acc. to IEC 61000-3-2 / Acc. to IEC 61000-3-3 / Acc. to IEC 61547
Protection class	I,II
Type of protection	IP20

LOGISTICAL DATA

Temperature range at storage	-20...+80 °C
------------------------------	--------------

DOWNLOAD DATA

Documents and certificates		Document name
	User instruction / safety instructions	15605294 OPTOTRONIC LED Power Supply
	Declarations of conformity	OT FIT 20 30 40-220-240-500 CS
	Declarations of conformity UKCA	OT FIT 20 30 40-220-240-500 CS
	Certificates	OT FIT CS ENEC 35 112395 180121
CAD/BIM files		Document name
	CAD STEP 3D	OT fit 20-220...240 500 cs

LOGISTICAL DATA

Product code	Packaging unit (Pieces/Unit)	Dimensions (length x width x height)	Gross weight	Volume
4052899617322	Unpacked 1			
4052899617780	Shipping box 20	228 mm x 208 mm x 78 mm	2030.00 g	3.70 dm ³

The mentioned product code describes the smallest quantity unit which can be ordered. One shipping unit can contain one or more single products. When placing an order, for the quantity please enter single or multiples of a shipping unit.

DISCLAIMER

Subject to change without notice. Errors and omission excepted. Always make sure to use the most recent release.