

PRODUCT DATASHEET

LED Worklight Panel 50W 4000K

WORKLIGHT LED PANEL | LED worklight panel



Areas of application

- Renovation
- Workshops

Product benefits

- Worklight for indoor area usage, e.g. wallpainting
- Energy savings of up to 80% compared to halogen lamp worklights
- Homogenous illumination
- Opal cover above LEDs for homogeneous illumination and minimized glare

Product features

- Lighting panel can be swivelled up and down
- Direct connection to AC power supply



TECHNICAL DATA

Electrical data

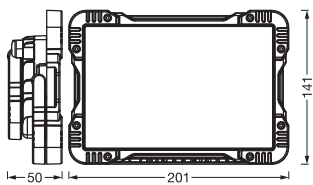
Nominal wattage	50 W
Nominal voltage	220...240 V
Mains frequency	50...60 Hz
Nominal current	225.000 mA
Inrush current	0.5 A
Max. number of luminaires per miniature circuit breaker C10	-
Power factor λ	≥ 0.90
Total harmonic distortion	< 20 %
Protection class	I
Operating mode	Mains voltage

Photometrical data

Luminous flux	4000 lm
Total luminous flux of contained light sources	4300 lm
Luminous efficacy	90 lm/W
Color temperature	4000 K
Light color (designation)	Cool White
Color rendering index Ra	≥ 80
Standard deviation of color matching	< 6 sdc _m
Flickering metric (Pst LM)	≤ 1 %
Stroboscope effect metric (SVM)	≤ 0.4
Photobiological safety group acc. to EN62778	RG1
Photobiological safety group acc. to EN62471	RG1
Beam angle	110 °

Dimensions & Weight

Length	50.00 mm
Width	201.00 mm
Height	141.00 mm
Product weight	2000.00 g



LED WORKLIGHT PANEL 50W

Materials & Colors

Product color	Orange
Housing color	Orange
Body material	Aluminum Plastic
Cover material	Polycarbonate (PC)

Application & Mounting

Ambient temperature range	+10...+40 °C
Temperature range at storage	-20...+70 °C
Type of connection	Protective contact Plug type
Type of protection	IP20
Protection class IK (shock resistance)	IK07
Dimmable	No
Mounting type	Standing
Mounting location	Floor
With light source	Yes
Replaceable light source	No

Lifespan

Lifespan L70/B50 at 25 °C	25000 h ¹⁾
Number of switching cycles	15000

1) t[h]: L70 / B50 @ 25 °C (Ta), t[h]: L80 / B10 @ 25 °C (Ta), t[h]: L90 / B10 @ 25 °C (Ta)

Emergency lighting

Luminous flux in maintained operation mode	-
--	---

Certificates & Standards




Standards	CE
-----------	----

Luminaire with limited surface temperature, "D sign"	No
Replaceable light source (EPREL)	Not replaceable

Safety advice

- Product in protection class I. All electrically conductive, metallic housing parts that can absorb voltage during operation or during maintenance in the event of a fault must be continuously connected to the protective earthing conductor.

DOWNLOAD DATA

Documents and certificates		Document name
	User instruction / safety instructions	LED WORKLIGHT PANEL 50W
	Legal information	Informationstext 18 Abs 4 ElektroG
	Declarations of conformity	LED WORKLIGHT PANEL 50W

LOGISTICAL DATA

Product code	Packaging unit (Pieces/Unit)	Dimensions (length x width x height)	Gross weight	Volume
4058075576599	Folding box 1	80 mm x 217 mm x 164 mm	2059.00 g	2.85 dm ³
4058075576605	Shipping box 4	343 mm x 238 mm x 193 mm	8556.00 g	15.76 dm ³

The mentioned product code describes the smallest quantity unit which can be ordered. One shipping unit can contain one or more single products. When placing an order, for the quantity please enter single or multiples of a shipping unit.

DISCLAIMER

Subject to change without notice. Errors and omission excepted. Always make sure to use the most recent release.